



The Granary

♥ 1326 S. Mary Ave. ♥ Sunnyvale, CA 94087 ♥ (408)735-9830 ♥ www.thegranaryquilts.com ♥

At the Shop ~ A Note from Paula



Happy Spring! It's certainly looking like Spring here at the Granary with bolts and bolts of bright new fabrics and lots of new inspiring books and patterns to go along with them!

Have you been in to meet the Granary's newest staff member?! Her name is "Sewfie", and she and Jody would love to quilt your next quilt top for you! Sewfie is our new long arm Gammill quilting machine. We know how many of you would just like to get your quilt tops quilted without spending an arm and a leg. That's our goal: reasonable prices, simple edge-to-edge quilt patterns and quick turn-around time. Call the shop or come by to find out more about this new service!

Jody and I are headed off to Quilt Market in Salt Lake City in May! We always look forward to seeing what's new and innovative in our industry. We will be spending a couple of days before the show starts to tour some of the local shops in the surrounding area and see what inspiring ideas they might have to share. Of course one of our favorite things about our trip is spending time with our friends, Robin & Diane, from Tater Patch Quilts in Merrill, OR.

We hope you got a chance to meet Robin & Diane when they were here for the Buggy Barn workshop in March. The workshop filled so quickly, and there were just as many people left on the waiting list! So . . . we know we have some big shoes to fill, but Jody and I are trying our

hand at our own Buggy Barn workshop in July! Not sure we can offer the entertainment value that Robin & Diane did—just ask to see our new ironing board cover (adults only!)—but you will certainly have fun! See page 7 for details.

Come by and see all that's new at the shop. We have many beautiful class samples on display and classes just waiting to keep you busy this Summer!

In the meantime, Happy Quilting!

Paula



We try to keep the store stocked with a wide selection of books, patterns and notions, but unfortunately we can't have it all! So if there is an item you've been searching for . . . new or older . . . we would be happy to try to get it for you. We place our order every Tuesday morning and typically receive it on Friday. You don't need to drive from shop to shop to find what you need, simply call or come by and we'll do our best to get it for you!



Changing Seasons BOM with Angela Bonomo

Summer, Fall, Winter and Spring are Lynda Howell's 33" x 45" Changing Seasons Block of the Month wall hangings. Each season's wall quilt features the same quaint house and tree which change with each season; other blocks of seasonal motifs are unique to each wall quilt. We began with Spring in February and will move on to the Fall wall quilt halfway through the year. You will learn various techniques in machine piecing and fusible machine appliqué—or hand appliqué if you prefer. Tulips, a bunny and a pieced basket with yo-yo flowers are a few of the designs you will be creating for Spring. At each monthly meeting members will receive a kit for that month's section of the 33" x 45" project. If monthly meetings don't work for you, you can pick up your kits at the shop or they can be mailed. Membership fee is \$25 per month and is offered by automatic credit card billing only. The fee includes your monthly class, quilt pattern and fabric for each of the blocks. Improve your hand or machine appliqué skills with an expert!

Upcoming meeting dates:

Third Saturday: May 21, June 18,
July 16, August 20

10am-12pm



If you're not already on our email mailing list, sign up today so you will receive a reminder about this and other upcoming events by visiting

www.thegranaryquilts.com

New Block of the Month "Be Merry"

Paula and Julie have teamed up again for another fun-filled block of the month program for 2011. This year's quilt is called "Be Merry" and was designed by the talented girls at Bits 'n Pieces. There are 3 size options included in the pattern—use the same blocks to make a 60" x 75" quilt or 2 smaller wall quilts; the pattern also includes 3 border options! The quilt is Winter themed featuring blocks of snowflakes, trees, a snowman, stars and more. If you prefer an Autumn look, Paula and Julie will offer alternate blocks featuring leaves, pumpkins, and birds. This program is designed for the advanced beginner to intermediate quilter and will focus on precision cutting, piecing and pressing. You will learn fool-proof accurate rotary cutting skills, how to obtain the perfect 1/4" seam allowance, and pinning and pressing techniques. Paula and Julie will also share other quick, easy and accurate methods for making elements of various other quilt blocks (e.g., flying geese, half-square triangles) which you may not even know exist! This is the perfect opportunity to hone your quilting skills, learn new techniques for faster and easier piecing and make this festive quilt under the guidance of Paula and Julie! Classes meet on the first Friday afternoon and Saturday morning of each month with a few exceptions. You choose which session works for you. If you have to miss a class, no problem—make-up sessions are available. **One-time fee of \$100 for 11-month program; pattern sold separately. It's not too late to sign up!**



Friday: May 6, June 3, July 1, August 5:

2-4pm

Saturday: May 7, June 4, July 2, August 6: 10am-12pm

Shop Hop by the Bay

June 22-26

It's not too early to start making plans to visit 14 of the Bay Area's best quilt shops from San Mateo to the Monterey Bay and the San Jose Museum of Quilts & Textiles! You'll have 5 days to tour the stores and see a huge variety of fabric, books, patterns and other quilt-related merchandise. Have your passport stamped, do a little shopping and maybe even meet new quilting friends along the way. Each shop hopper who turns in a completed passport will automatically receive a special gift and be entered into a drawing for many fantastic prizes. Pick up your official Shop Hop by the Bay 2011 newsletter at the Granary or visit www.shophopbythebay.com for more details! You're sure to be inspired!



"Happy Hour" at The Granary!

The Granary is the place to be on the last Friday of the month! Unwind and join us for what has quickly become a favorite among many customers! Paula, Jody and other Granary staff members are your hostesses and will spend an hour or so showing you the latest and greatest merchandise in the shop and demonstrating new techniques. Each month a specially-coordinated bundle of pre-cut fabrics (2½" strip sets, fat quarter bundles or 10" squares) and a surprise pattern will be introduced along with a thorough demonstration of assembly techniques. You'll select your own background, accent and/or border fabrics (as necessary depending upon the pattern) so everyone's quilts will be unique. You'll also get a sneak peak at the collection of fabrics we've selected for next month's Happy Hour and have the opportunity to sign up. Join us for "Happy Hour" whichever months you choose for just \$38! Snacks & beverages provided by your hostesses!

\$38 (pattern & precut fabric)

Last Friday of the month: **May 27, June 24, July 29,**
August 26: 6:30-8pm



Get ready! Back by popular demand....

Christmas in July

We will be saving ALL of our holiday fabric until Saturday, July 30. The bolts and bolts that we've ordered will be stashed under "Sewfie", in the storage room, in the bathroom (we do have 2!) and even in our personal garages! The elves will arrive at the Granary late Friday, July 29th (after Happy Hour) to unpack, organize and showcase all the wonderful Christmas fabrics! **As a special treat you will enjoy 20% off all Christmas fabric on that day** (1/2 yard minimum cut off the bolt). We will also be gathering new holiday patterns. You'll be inspired to get started on those holiday projects!



A Note on Sewing Machines and Tools:

Sewing machines brought to class should be cleaned and in good working condition. Be familiar with the machine and bring any accessories you think you may need, along with your instruction manual. If you are unfamiliar with your machine, please let us know and we will reserve one of ours for your use. (Advanced machine reservation recommended ~ we only have two!)

Mystery Step of the Month

Friday September 23 will be our 6th Mystery Step of the Month Reveal! Please join us for this fun event! You will be amazed at how different each quilt will look even though everyone has used the same pattern. Everyone has agreed that a mystery is the best way to do what looks like a complicated quilt! Our seventh Mystery Step of the Month will also begin on September 23. The first clue will be distributed at the party. Each additional step of this 6 step pattern is available on the first of each month! In March 2012 we'll hold our next Mystery Quilt "reveal" party where you can bring your completed mystery quilt top so that everyone can "oooooh" and "awwww" over it. If you did not participate in this Mystery but you want to see what it's all about, please sign up and come to our reveal party! You will also have the opportunity to sign up for the next Mystery Quilt Step of the Month and receive special discounts!

Next Mystery Quilt Reveal Party:

Friday, September 23: FREE 6:30pm

Come and find out what this program is all about! Refreshments will be served!



Double Delight

Did someone say "dessert?!" When you attend our monthly Double Delight meetings, you can sit back and enjoy a detailed "hands-on" demo of a specially selected project and a sampling of a home-made delectable dessert. You'll also receive the pattern for the featured project and the recipe for the dessert you sampled! Our Double Delight projects feature a broad range of fabric styles including batiks, contemporary prints, romantic florals, holiday prints and more! Club meetings are held on the 3rd Tuesday of the month from 7-8pm and the 3rd Wednesday of the month from 9-10am—you choose which meeting time is convenient for you! If you miss a meeting, you can pick up your pattern and recipe at a later time and see our project sample in the shop. Annual Double Delight Membership is \$40 and covers one year of meetings from July through June. Sign ups welcome throughout the year.

Upcoming Double Delight Club Meetings:

Tues. May 17, June 14, July 19, August 16: 7-8pm
OR

Wed. May 18, June 15, July 20, August 17: 9-10am

Ongoing Class Descriptions

Sew What If It's Monday

Here's a great way to beat those Monday morning blahs. Drop the kids at school and meet Paula at The Granary for a couple hours of sewing. Bring the project of your choice and your sewing machine (or your hand-work) and start your week off on a creative foot. All levels welcome! Advanced registration required.

\$10 per session (ALL) Mondays:



9-11am

Let's Finish Those Quilts!

Do you have an unfinished quilt you would like to finish and need some help? Is there a quilt you would like to make and need some extra help? Bring your project, extra fabric, pattern, machine, etc. and lunch. We all know what a great feeling it is to finish a quilt! Limit 8 quilters per class. Advanced registration required.

\$20 per session (ALL) Wednesday May 11, June 8, July 13, Aug. 10: 10am-3pm

Seams to be Done



Do you have any unfinished projects? Come every third Wednesday to sew those seams and get the help, tips or pointers you might need to complete your project. Advanced registration required.

\$15 per session (ALL) Wed. June 15, July 20, Aug. 17: 10:30am-2:30pm

Random Acts of Quilting (RAQ)

Join the Granary's staff every Thursday evening for help with any project of your choice. Whatever phase you're at, we're here to help! All levels of ability are welcome. 24-hour advance registration required.

\$10 per session (ALL) Thursdays: 6:30-9:30pm

Finish It Fridays



If you're a night owl, be sure to join us on the following Friday nights and enjoy the three S's: Sitting, Sewing and Sewcializing until midnight. Bring the project of your choice and maybe a little caffeine! Advanced registration required.

\$15 per session (ALL) Friday May 13, June 10, July 8, Aug. 12: 6pm-12am

Sunday Sewcial

Bring your machine and come and enjoy a day of relaxed sewing. You're welcome to come for the whole day or just a few hours. The Granary's able staff is available to help you with all your quilting needs. We'll be happy to help you choose a pattern and fabric to start a new project, practice your rotary cutting skills, put a binding on a quilt... you name it, we'll do our best! Advanced registration required.

\$15 per session (ALL) Sunday May 29, June 26, July 31, Aug. 28: 10am-4pm

Class Policy:

You may register for classes at the shop, by phone or by filling out the registration form available on our website. Class reservations will only be accepted when accompanied by full payment. A supply list will be issued at that time. A 10% discount is offered on all supply list items with your paid enrollment.

Refunds and/or store credits will gladly be given if you notify us of your need to cancel a class at least five (5) days prior to the scheduled class date. No refunds or credits will be given if the 5 day notice requirement is not met. We stand by this policy in order to assure our teachers that the minimum enrollment has been met and to guarantee those taking the class that the class will be a "go". If The Granary cancels a class, a full refund will be given.




A word about copyrighted material

Many of the classes we offer require you to purchase a book or pattern. Since the information contained in those books and patterns is considered "copyrighted" material, it is illegal to photocopy all or any portion of the information, even just to share with a friend to use during a class. The Granary gladly offers all paid students a 10% discount on all class supplies, including books and patterns. We all want to support the creative efforts of the hard-working designers who develop our favorite quilt patterns and encourage them to continue to publish and create. In order to do that, we must properly compensate them for sharing their ideas with us by purchasing their books and patterns. Thank you for your cooperation and consideration!



May 2011




Sun	Mon	Tue	Wed	Thu	Fri	Sat
1 BMSM Week →	2 Sew What	3 Lone Star (2)	4	5 RAQ	6 Paula's BOM Twisting Tess.	7 Paula's BOM Chenille Scarf
8 Mother's Day	9 Sew What	10	11 Let's Finish	12 Stuff & Go Bag RAQ	13 Finish It!	14 Pasta Night Placemats
15	16 Sew What	17 Shams w/Style Double Delight	18 Double Delight Peek-a-Boo Pouch	19 RAQ	20	21 Angela's BOM Ripple Effect
22	23 Sew What City Bag	24 Free Motion I	25 Easy E-Reader Case Crochet Rug	26 Beg. Quilting (1) RAQ	27 Happy Hour	28
29 Open 10-4 Sunday Sewcial	30 CLOSED	31	Sorry, but we cannot accommodate children or guests during any class.			



June 2011



Sun	Mon	Tue	Wed	Thu	Fri	Sat
			1 Go to Market Bucket Bag	2 Grommet Bag RAQ	3 Paula's BOM	4 Paula's BOM Twisting Tess.
5 BMSM Week →	6 Sew What Tea Time	7 Intro to Machine Applique	8 Let's Finish	9 Beg. Quilting (2) RAQ	10 Finish It!	11 Flying Free
12	13 Sew What Wrap Bowl	14 Pasta Night Placemats Double Delight	15 Double Delight Seams to be Done	16 Machine Quilting Basics RAQ	17 Ripple Effect	18 Angela's BOM
19 Father's Day	20 Sew What	21 Flying Free	22	23 RAQ	24 Happy Hour	25
26 Shop Hop Open 10-4 Sunday Sewcial	27 Sew What Bow Tucks Tote	28	29 Basic Binding	30 Easy E-Reader Case RAQ		

July 2011



Sun	Mon	Tue	Wed	Thu	Fri	Sat
					1 Paula's BOM	2 Paula's BOM
3 BMSM Week →	4 Closed 	5	6	7 Bow Tucks Tote RAQ	8 Finish It!	9
10	11 Sew What	12 Peek-a-Boo Pouch	13 Let's Finish Wrap Bowl	14 Christmas Tree Skirt RAQ	15	16 Angela's BOM Shams w/Style
17	18 Sew What Tea Time	19 Double Delight	20 Double Delight Seams to be Done	21 RAQ	22	23 Buggy Barn Workshop
24 Buggy Barn Workshop	25 Sew What	26	27 Chenille Scarf	28	29	30 Christmas in July 
31 Open 10-4 Sunday Sewcial	Christmas Tree Skirt			RAQ	Happy Hour	

August 2011



Sun	Mon	Tue	Wed	Thu	Fri	Sat
	1 Sew What	2 Beg. Quilting (1)	3	4 Turned Edge Applique RAQ	5 Paula's BOM	6 Paula's BOM Chenille Scarf
7	8 Sew What	9 Beg. Quilting (2)	10 Let's Finish	11 Free Motion I RAQ	12 Finish It!	13 Stuff & Go Grocery Bag
14	15 Sew What	16 Double Delight	17 Double Delight Seams to be Done	18 Go to Market Bucket Bag RAQ	19	20 Angela's BOM Lone Star
21	22 Sew What	23 Machine Quilting Basics	24 Crochet Rug	25 Intro Machine Applique RAQ	26 Happy Hour	27
28 Open 10-4 Sunday Sewcial	29 Sew What	30 Basic Binding	31 Beyond Basic Binding			



Class Ratings:

The classes in this schedule have been rated as to the **minimum** level of skill required:

ALL Need we say more?

✂ Beginners & above

✂✂ Confident Beginners & above

✂✂✂ Intermediate & above

We offer classes for all levels. Please check with us if you are unsure what skills are needed for a class. Stop by The Granary to view the many class samples to help you select the classes that are just right for you!



Angela's BOM - Changing Seasons / Angela Bonomo

Summer, Fall, Winter and Spring are Lynda Howell's 33" x 45" Changing Seasons Block of the Month wall hangings. Each season's wall quilt features the same quaint house and tree which change with each season; other blocks of seasonal motifs are unique to each wall quilt. See page 2 for details.

11 Sessions (3rd Saturday of each month) \$25/each session (includes pattern, fabric & class) ✂✂

Sat. May 21, June 18, July 16, Aug. 20:
10am-12pm

Basic Binding / Julie Cefalu

Finally got those quilt tops quilted but don't know how to do binding? Learn simple double fold binding basics in this class including how to join the strips, miter the corners and join the ends for a flawless finish!!

1 Session \$25 (ALL)

Wed. June 29: 10:30am-1:30pm

OR Tues. Aug. 30: 6:30-9:30pm

Quilting Classes



Beginning Basic Quilting /

Julie Cefalu

In this class you will learn the three basic principles of successful quilt making: accurate rotary cutting, precision piecing and perfect pressing. Once you have mastered these, you will be on your way to making beautiful quilts. You will be working with three different fabrics, and Julie will guide you through the process of making a small quilt top. Once your quilt top is done, you're ready to continue with our **Machine Quilting Basics** class. See below for more information.

2 Sessions \$40 + Book (ALL)
Thurs. May 26 & June 9:

10:30am-1:30pm

OR Tues. Aug. 2 & 9: 6:30-9:30pm

Beyond Basic Binding /

Kris Clarkson

Edge techniques for a more decorative finish beyond basic binding will be taught in this class. You will learn how to cut bias binding, create scalloped borders, and add a flange and prairie points.

Prerequisite: Our Class "Basic Binding" or very confident applying straight binding and joining ends.

1 Session \$25 + Book ✂✂

Wed. Aug. 31: 10:30am-1:30pm

OR 6:30-9:30pm

Bow Tucks Bag /

Dianne Sheppard

This tote/purse is unique because of the ties on the side. When tied, the ties form tucks at each side, which add to the styling. With a little pre-work you should be able to finish this tote in class. Come learn how to sew it together and you'll have a new and stylish summer bag to carry.

1 Session \$30 + Pattern ✂✂

Mon. June 27: 5:30-9:30pm

OR Thurs. July 7: 10:30am-2:30pm

Buggy Barn Workshop /

Paula Ivers & Jody Gosnell

What is a Buggy Barn Crazy Quilt? Buggy Barn patterns and books feature a multitude of designs that express the designers lighthearted approach with twisted stars, bunnies in bow ties, a dog, cat, maybe Santa or flowers gracing these scrappy projects!!! They are like potato chips-you can't make just one!! Join Paula & Jody for a couple of crazy days creating a Buggy Barn project. Choose from one of two projects: Big Dipper (Stir Crazy book) or Painted Daisies (Positively Crazy book).

Weekend Workshop \$80 + Book ✂✂

Sat. & Sun., July 23 & 24: 10am-4pm

Chenille Scarf / Paula Ivers

Paula will share all her quick tricks for making this sensuous chenille scarf with curly "dreadlock" fringe. They are so quick and easy, you won't be able to stop at just one. Use one of the yummy new rayon batiks at the Granary for a silky chenille scarf or any yarn-dyed woven for a more cuddly chenille scarf. Makes the perfect last minute Mother's Day gift!

1 Session \$25 ✂

Sat. May 7: 1-4pm

OR Wed. July 27: 10:30am-1:30pm

OR Sat. Aug. 6: 1-4pm

Christmas Tree Skirt /

Dianne Sheppard

Get a head start on Christmas with this fun and practical Christmas tree skirt. Not only will you learn how to put this tree skirt together in class, but you'll see some ideas of what can be done with some of your left over fabric. Some tips and techniques will also be shared to give your tree skirt that expertly finished look. Come join the fun.




1 Session \$30 + Pattern ✂✂

Thurs. July 14: 10:30am-2:30pm

OR Mon. July 25: 5:30-9:30pm

City Bag / Angela Bonomo

This bag is perfect for a brief case or a purse. Another design by Lazy Girl with her easy to follow instructions, even the zipper is easy. The City Bag is so roomy with lots of pockets, a handle and shoulder strap. Come make a new bag for the summer.

1 Session \$30 + Pattern 
Mon. May 23: 12-4pm

Crochet Rag Rug / Paula Ivers & Jody Gosnell

Join Paula and Jody for coffee, tea & scones while you relax and have fun making a rag rug. Absolutely no crocheting experience needed. Great way to use up scraps and those 'what was I thinking?' fabrics.

1 Session \$25 (ALL)
Wed. May 25 6:30-9:30pm
OR Wed. Aug. 24: 10:30am-1:30pm

Double Delight Continues

Did someone say "dessert?!" When you attend our monthly Double Delight meetings, you can sit back and enjoy a detailed "hands-on" demo of a specially selected project and a sampling of a home-made delectable dessert. You'll also receive the pattern for the featured project and the recipe for the dessert you sampled! See page 3 for more details.


\$40 Annual Membership (ALL)
Tues. May 17, June 14, July 19, Aug. 16: 7-8pm

OR

Wed. May 18, June 15, July 20, Aug. 17: 9-10am

Easy E-Reader/Tablet Case / Carol Dockery


Make this simple, but protective case for your favorite E-Reader or Tablet. Pattern includes multiple sizes for popular E-Readers like the Nook, Color Nook, Kindles and popular tablets like the iPad. Use elastic or Velcro for the closure.

1 Session \$30 + Pattern 
Wed. May 25: 10:30am-2:30pm
OR Thurs. June 30: 10:30am-2:30pm

Quilting Classes

Flying Free / Jody Gosnell

Just in time for the 4th of July! Join Jody in making this great flag using *Quilt Queen Design's* X-Blocks Rulers and assorted red, white & blue fabrics. Determine the size of your flag by the size of the X-Blocks ruler you choose to use. Why not make both!

1 Session \$30 + Pattern & Rulers 
Sat. June 11: 10:30am-2:30pm
OR Tues. June 21: 5:30-9:30pm


Free Motion I / Julie Cefalu

Turn your quilt tops into beautiful finished projects faster than ever before! Learn the basics of machine quilting, including free-motion, stipple, and machine guided quilting. The secret is the right tools and practice, practice, practice!

1 Session \$25 + Book (ALL)
Tues. May 24: 6:30-9:30pm
OR Thurs. Aug. 11: 10:30am-1:30pm


Go to Market Bucket Bag / Carol Dockery

Make this great bag with lots of room and lots of pockets to take to the farmers market, quilt show, or to the beach! The top folds down over the outside so you can easily access everything inside. Handles allow you to carry it like a bucket or use the strap so you can sling the bag over your shoulder. In class we will learn some tricks and tips for putting together a round bag, fitting the lining perfectly, and making the drawstring top and unique cinch closure.

1 Session \$30 + Pattern 
Wed. June 1: 10:30am-2:30pm
OR Thurs. Aug. 18: 10:30am-2:30pm

Grommet Bag / Kris Clarkson


A fun, simple bag from charm squares with grommet openings for the handles. You will learn how install the grommets for a finished opening for the fabric handles. A must-make bag for the summer!

1 Session \$25 
Thurs. June 2: 10:30am-1:30pm

Intro to Machine

Appliqué / Julie Cefalu


Learn how to machine appliqué using a variety of techniques suitable for any project. In this workshop, you will learn how to prepare your piece for raw edge appliqué and finish it with a blanket stitch, fine zigzag stitch or satin zigzag stitch. You'll also prepare a turned edge appliqué piece that will be finished with an invisible machine stitch. You will complete a sample of each technique in class so you'll be ready for your next appliqué project!!



1 Session \$30 + Book (ALL)
Tues. June 7: 6-9:30pm
OR Thurs. Aug. 25: 10am-1:30pm

Lone Star / Paula Ivers

Guaranteed to be the fastest and easiest Lone Star Quilt in the West! This method uses no templates and there are no angles to measure. You'll impress yourself with your perfect intersections and flat seams without even trying!

1 or 2 Sessions \$35 + Pattern 
Tues. Apr. 26 & May 3: 6:30-9pm
OR Sat. Aug. 20: 12:20-5:30pm

Machine Quilting Basics / Julie Cefalu

Let's get those quilt tops finished and turned into beautiful quilts with some machine quilting! This class will focus on straight line machine quilting using a walking foot. Basting, thread choices and marking your quilt top will also be discussed. Once your quilt top is quilted you'll want to take Julie's "Basic Binding" class.

1 Session \$25 + Book (ALL)
Thurs. June 16: 10:30am-1:30pm
OR Tues. Aug. 23: 6:30-9:30pm

We are happy to offer you a 10% enrollment in discount on all class supplies with your paid a class!

Pasta Night Placemats &

Table Runner /

Carol Dockery

Bring the feeling of that cozy corner Italian restaurant home and create your own, "Pasta Night", with these placemats and table runners. We will explore quick strip piecing techniques; the three panels go together quickly with a handsome piping accent. The placemats are sewn together and turned without binding. We will explore free-motion quilting and free ourselves from anxiety as we practice (and then quilt) the grape-vine and swirly grapes motif on the red and green panels using our favorite variegated threads - just for fun.

1 Session \$30 + Pattern ✂✂

Sat. May 14: 10:30am-2:30pm

OR Tues. June 14: 10:30am-2:30pm

Paula & Julie's BOM - Be Merry /

Paula Ivers & Julie Cefalu

Paula and Julie have teamed up again for another fun-filled block of the month program for 2011. This year's quilt is called "Be Merry" and was designed by the talented girls at Bits 'n Pieces. See page 2 for details.

2 Sessions to choose from:

1st Friday or Saturday of each month

\$100/11 Sessions ✂✂

Fri. May 6, June 3, July 1, Aug. 5:

2-4pm

OR

Sat. May 7, June 4, July 2, Aug. 6:

10am-12pm

Peek-a-Boo Pouch /

Paula Ivers

This sweet little go-anywhere bag with a see-through window and zippered top is perfect for carrying anything from cosmetics to sewing notions to small electronics. Paula will take the mystery out of the pattern instructions and share her tips for several finishing techniques. Once you've made one, you could make more in a multitude of sizes.

1 Session \$25 + Pattern ✂✂

Wed. May 18: 11am-2pm

OR Tues. July 12: 6:30-9:30pm

Quilting Classes

Ripple Effect / Kathy Ruwe

Another jelly roll friendly quilt that will be beautiful in any color combination you can imagine. The simple strip piecing of this quilt has a stunning effect. Come and enjoy!

1 Session \$25 + Pattern ✂✂

Sat. May 21:

1-4pm

OR Fri. June 17:

6-9pm

Shams with Style / Paula Ivers

You'll never have to search for store bought pillow shams to match your hand-made quilts again! Learn how to make custom decorator style shams using one of Paula's favorite books, *Shams with Style*, by Heather Mulder Peterson and Deb Mulder. This *must-have* book contains endless options for up-scale pillow shams and accent pillows.

1 Session \$30 + Book ✂

Tues. May 17: 10:30am-2:30pm

OR Sat. July 16: 1-5pm

Stuff & Go Grocery Bag /


Carol Dockery

Learn how fast and easy it is to make these durable, reusable bags. Carol will share all her time-saving tips and tricks. Made with with canvas, fabric, and heavy-duty window screen the generous size of these bags is perfect for a trip to the grocery store or to the beach! Pattern includes a handy storage case. Instructions include options to make fabric handles or to use purchased strapping. A perfect gift for you or your environmentally aware relatives and friends! You will need a machine with a walking foot for this class.

1 Session \$30 + Pattern ✂

Thurs. May 12: 10:30am-2:30pm

OR Sat. Aug. 13: 10:30am-2:30pm



Tea Time / Angela Bonomo

& Dianne Sheppard



Come join us for a "spot of tea" or a "cuppa" if you prefer, and learn how to make a Tea Cozy to keep your tea pot warm, and a Tea Satchel to carry your tea bags. Both

are quick, easy and fun.

1 Session \$25 + Patterns ✂

Mon. June 6:

6-9pm

OR Mon. July 18:

2-5pm

Turned Edge Appliqué / Julie Cefalu

Learn how to prepare your appliqué with a turned edge using the freezer paper and starch technique. This is a popular method for both hand and machine appliqué. You will have the option of finishing your project by hand or machine - both techniques will be covered in class.

1 Session \$30 + Pattern ✂✂

Thurs. Aug. 4:

10am-1:30pm

Twisting Tessellations /

Kathy Ruwe

Grab a jelly roll or comb through your stash to make this beautiful "stash buster" quilt. It's great scrappy or use any color theme you come up with. "Unlocking" the secret method of assembling this gorgeous quilt is lots of fun.

1 Session \$25 + Book ✂✂

Fri. May 6:

6-9pm

OR Sat. June 4:

1-4pm

Wrap Bowl / Jody Gosnell

Join Jody to learn an easy wrapping and coiling technique that will enable you to construct beautiful bowls, plates and even purses! In class we'll start with a small bowl but you'll want to continue at home with larger projects! The bowls make great gifts at anytime of year!

1 Session 25 + Book (ALL)

Mon. June 13:

12-3pm

OR Wed. July 13:

6:30-9:30pm



ADDRESS SERVICE REQUESTED

♥ 1326 S. Mary Ave. ♥ Sunnyvale, CA 94087 ♥
♥ (408)735-9830 ♥ www.thegranaryquilts.com ♥



Shop Hours:

Monday-Saturday 10am - 6pm
 except Thursday (open late!) 10am - 8pm
Last Sunday of the Month 10am - 4pm



The shop will be closed as follows:

Monday, May 30 for Memorial Day
Monday, July 4 for Independence Day
Monday, September 5 for Labor Day



Your Friendly Neighborhood Quilt Shop!

Highlights at The Granary!

- New Classes
- Shop Hop
- Christmas in July
- Happy Hour Meetings
- Double Delight Meetings

Buy More-Save More the first full week of the month!

1 yd. - 1 ⁷/₈ yd. cuts of fabric: 10% off ♥ 2 yd. - 2 ⁷/₈ yd. cuts of fabric: 15% off ♥ 3 yd.+ cuts of fabric: 20% off

On all sales: There is a 1/2 yard minimum cut on all sale fabric and a 1 yard minimum cut on all 50% off fabric.
We give a 20% end-of-bolt discount. Don't forget your 10% discount on class supplies with your paid class enrollment!